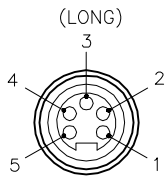


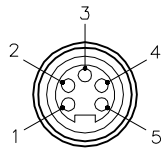
MALE END VIEW

FEMALE END VIEW

SPECIFICATIONS

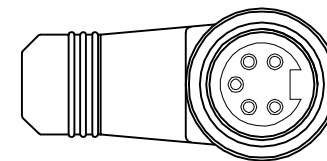
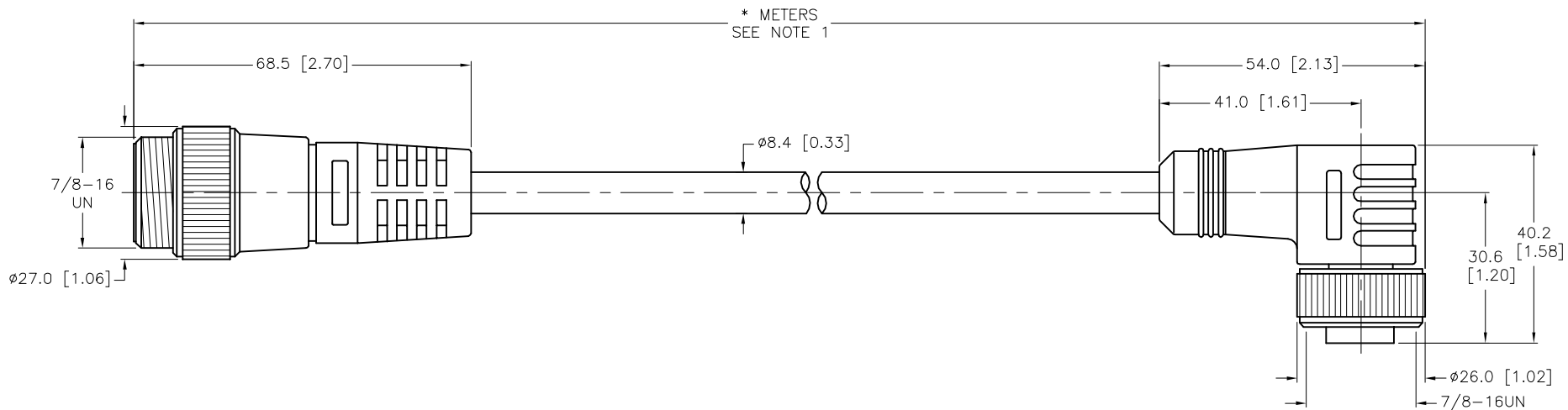
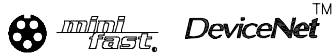
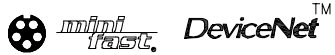


- 1 = BARE (SHIELD)
- 2 = RED (+ VOLTAGE)
- 3 = BLACK (- VOLTAGE)
- 4 = WHITE (CAN\_H)
- 5 = BLUE (CAN\_L)



- 1 = BARE (SHIELD)
- 2 = RED (+ VOLTAGE)
- 3 = BLACK (- VOLTAGE)
- 4 = WHITE (CAN\_H)
- 5 = BLUE (CAN\_L)

CONTACT CARRIER MATERIAL/COLOR	TPU/BLUE-GRAY
MOLDED HEAD MATERIAL/COLOR	TPU/BLUE-GRAY
CONTACT MATERIAL/PLATING	BRASS/GOLD
COUPLING NUT MATERIAL/PLATING	BRASS/NICKEL
RATED CURRENT [A]	7.0 A
RATED VOLTAGE [V]	300 V
OUTER JACKET MATERIAL/COLOR	PVC/GRAY
CONDUCTOR INSULATION MATERIAL	FOAMED HDPE (DATA), PVC (POWER)
NUMBER OF CONDUCTORS [AWG]	2x16 AWG, 2x20 AWG, 20 AWG DRAIN
SHIELD	FOIL (PAIRS), FOIL (OVERALL)
TEMPERATURE RATING	-40°C to +80°C (-40°F to +176°F)
PROTECTION CLASS	NEMA 1,3,4,6P,12 & IECIP67, IP68,IP69,IP69K



CABLE LENGTH	TOLERANCE*
ALL LENGTHS	+ 4% (OR 50mm) OF LENGTH - 0% (OR 0mm) OF LENGTH WHICHEVER IS GREATER
STRIP LENGTH	TOLERANCE*
0-7mm	±0.5mm
8-29mm	±1.0mm
30-49mm	±2.0mm
50-69mm	±3.0mm
70-100mm	±4.0mm
OVER 100mm	±5.0mm

\* UNLESS OTHERWISE SPECIFIED

NOTES:  
1. "\*" INDICATES CABLE LENGTH IN METERS. CONTACT TURCK TO ORDER SPECIFIC LENGTHS.

SOURCE DRAWING - FOR REFERENCE ONLY

RELATED DOCUMENTS 1. 2. 3. 4.	3RD ANGLE PROJECTION 	THIS DRAWING IS CONFIDENTIAL AND THE PROPERTY OF TURCK INC. USE OF THIS DOCUMENT WITHOUT WRITTEN PERMISSION IS PROHIBITED.		3000 CAMPUS DRIVE MINNEAPOLIS, MN 55441 1-800-544-7769 (763) 553-7300 (763) 553-0708 fax www.turck.us	
	MATERIAL	DRFT CBM	DATE 08/10/00	DESCRIPTION RSM WKM 5711-*M	
FINISH	ALL DIMENSIONS DISPLAYED ON THIS DRAWING ARE FOR REFERENCE ONLY CONTACT TURCK FOR MORE INFORMATION	APVD	SCALE 1=1.3	IDENTIFICATION NO.	
UNIT OF MEASUREMENT <b>MILLIMETER [ INCH ]</b>		DO NOT SCALE THIS DRAWING		REV H	
H UPDATED SPECIFICATIONS AS 11/05/25 81489		FILE: 777005137		SHEET 1 OF 1	